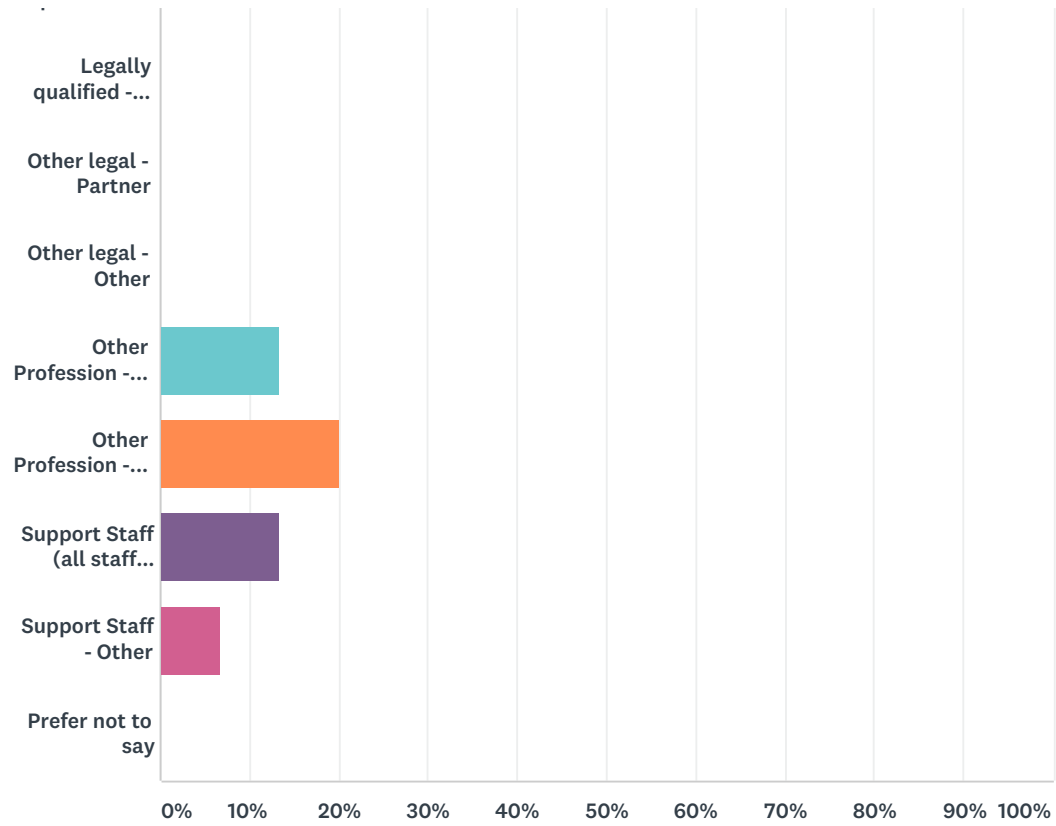


Q1 About you. Please indicate which category of role best describes your position in the firm. If you are an authorised person for the purposes of the Legal Services Act 2007 (i.e. you hold a practising certificate issued by one of the approved regulators), a responsible individual under the Companies Act 2006 or a licensed insolvency practitioner under the Insolvency Act 1986, please indicate your professional qualification(s) and role (tick all that apply if you are dual-qualified and have a current practising certificate from more than one approved regulator).

Answered: 15 Skipped: 0





| ANSWER CHOICES | RESPONSES | |
|----------------------------------|-----------|---|
| Chartered Accountant - Partner | 13.33% | 2 |
| Chartered Accountant - Manager | 0.00% | 0 |
| Chartered Accountant - Qualified | 0.00% | 0 |
| Chartered Accountant - Training | 26.67% | 4 |
| Other Accountant - Partner | 0.00% | 0 |
| Other Accountant - Manager | 0.00% | 0 |
| Other Accountant - Qualified | 0.00% | 0 |

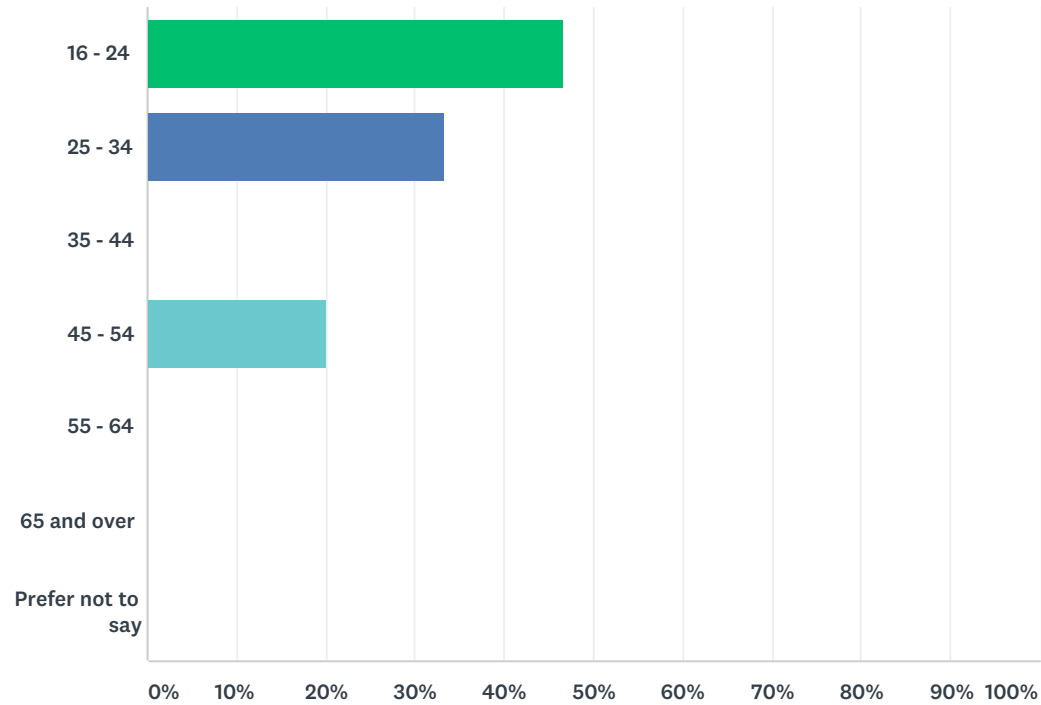
Wisteria Staff Diversity 2019

SurveyMonkey

| | | |
|---|--------|-----------|
| Other Accountant - Training | 6.67% | 1 |
| Legally qualified - Partner | 0.00% | 0 |
| Legally qualified - Assistant/Associate | 0.00% | 0 |
| Legally qualified - Other | 0.00% | 0 |
| Other legal - Partner | 0.00% | 0 |
| Other legal - Other | 0.00% | 0 |
| Other Profession - Partner | 13.33% | 2 |
| Other Profession - Other | 20.00% | 3 |
| Support Staff (all staff involved in delivering the services of the firm) | 13.33% | 2 |
| Support Staff - Other | 6.67% | 1 |
| Prefer not to say | 0.00% | 0 |
| TOTAL | | 15 |

Q2 Age. From the list of age bands below, please indicate the category that includes your current age in years:

Answered: 15 Skipped: 0

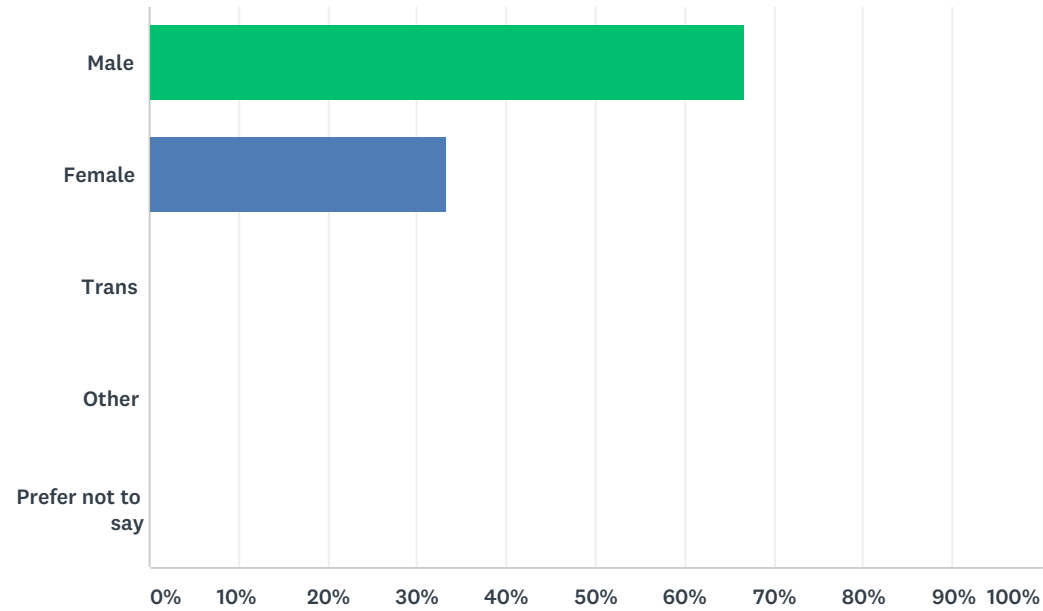


| ANSWER CHOICES | RESPONSES | |
|----------------|-----------|---|
| 16 - 24 | 46.67% | 7 |
| 25 - 34 | 33.33% | 5 |
| 35 - 44 | 0.00% | 0 |
| 45 - 54 | 20.00% | 3 |

| | | |
|-------------------|-------|----|
| 55 - 64 | 0.00% | 0 |
| 65 and over | 0.00% | 0 |
| Prefer not to say | 0.00% | 0 |
| TOTAL | | 15 |

Q3 Gender. What is your gender

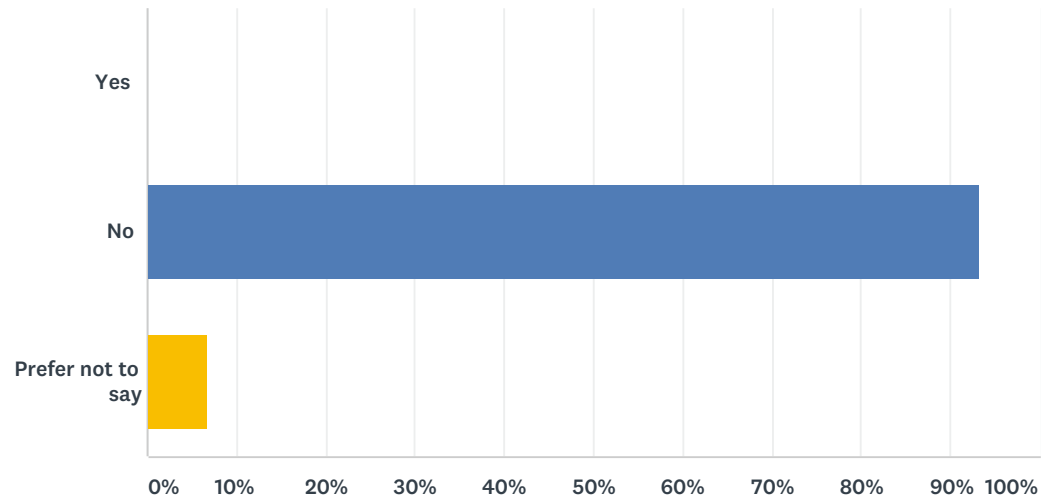
Answered: 15 Skipped: 0



| ANSWER CHOICES | RESPONSES |
|-------------------|-----------|
| Male | 66.67% 10 |
| Female | 33.33% 5 |
| Trans | 0.00% 0 |
| Other | 0.00% 0 |
| Prefer not to say | 0.00% 0 |
| TOTAL | 15 |

Q4 Disability. The Equality Act 2010 generally defines a disabled person as someone who has a mental or physical impairment that has a substantial and long-term adverse effect on the person's ability to carry out normal day-to-day activities. Do you consider yourself to have a disability according to the definition in the Equality Act?

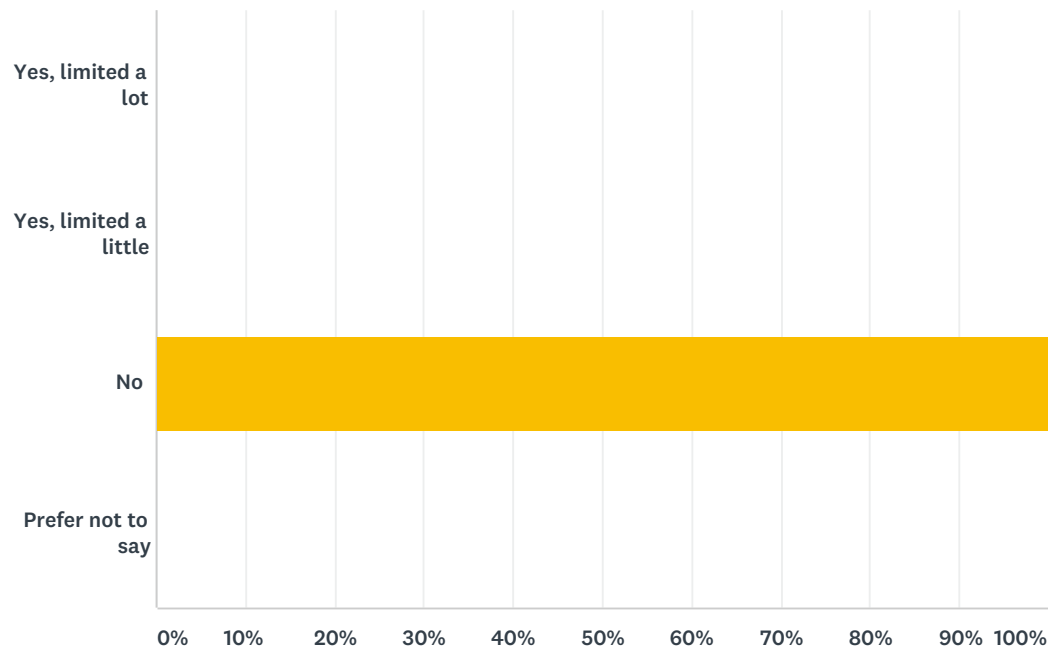
Answered: 15 Skipped: 0



| ANSWER CHOICES | RESPONSES | |
|-------------------|-----------|-----------|
| Yes | 0.00% | 0 |
| No | 93.33% | 14 |
| Prefer not to say | 6.67% | 1 |
| TOTAL | | 15 |

Q5 Disability. The Equality Act 2010 generally defines a disabled person as someone who has a mental or physical impairment that has a substantial and long-term adverse effect on the person's ability to carry out normal day-to-day activities. Are your day-to-day activities limited because of a health problem or disability which has lasted, or is expected to last, at least 12 months?

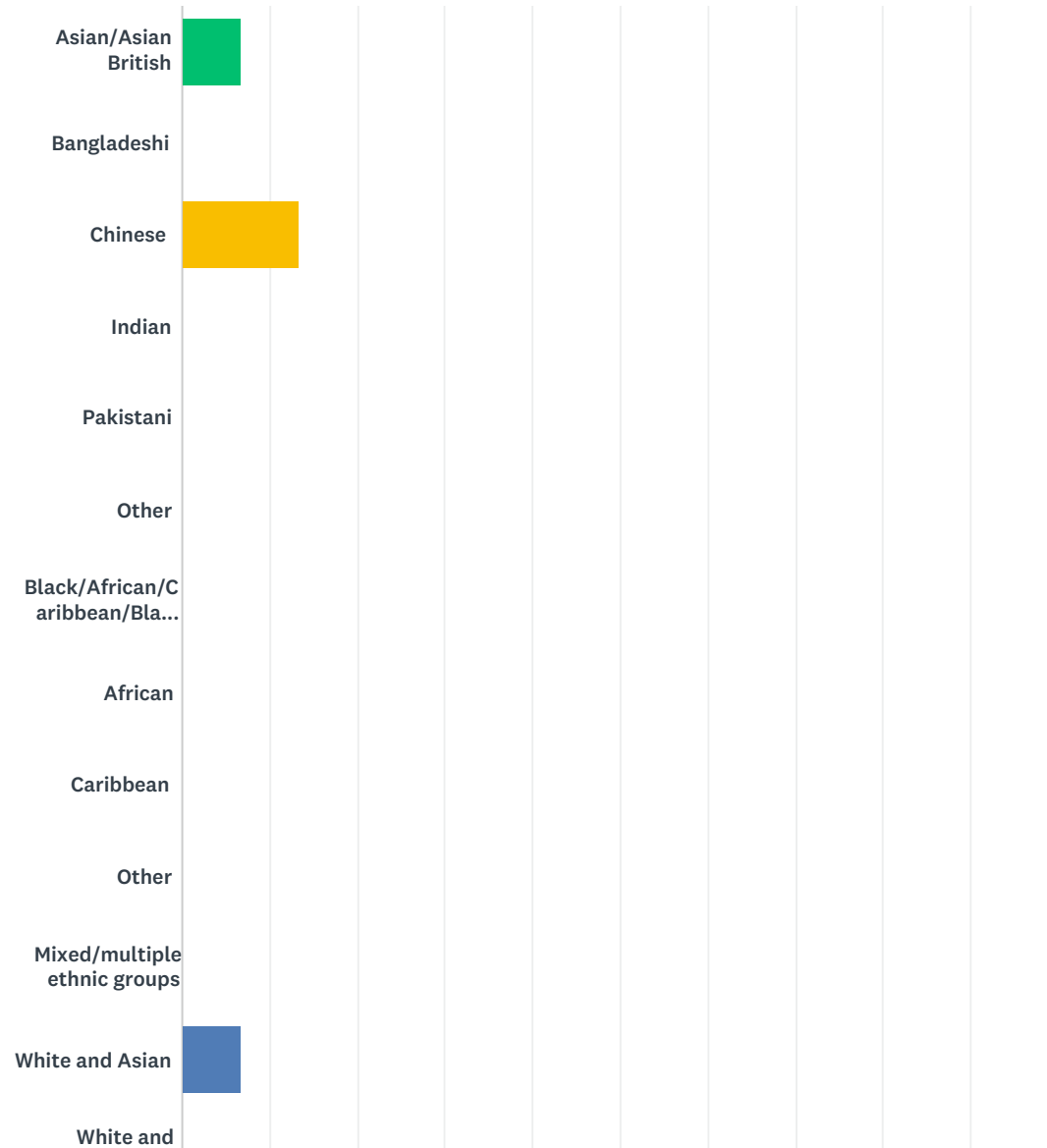
Answered: 15 Skipped: 0

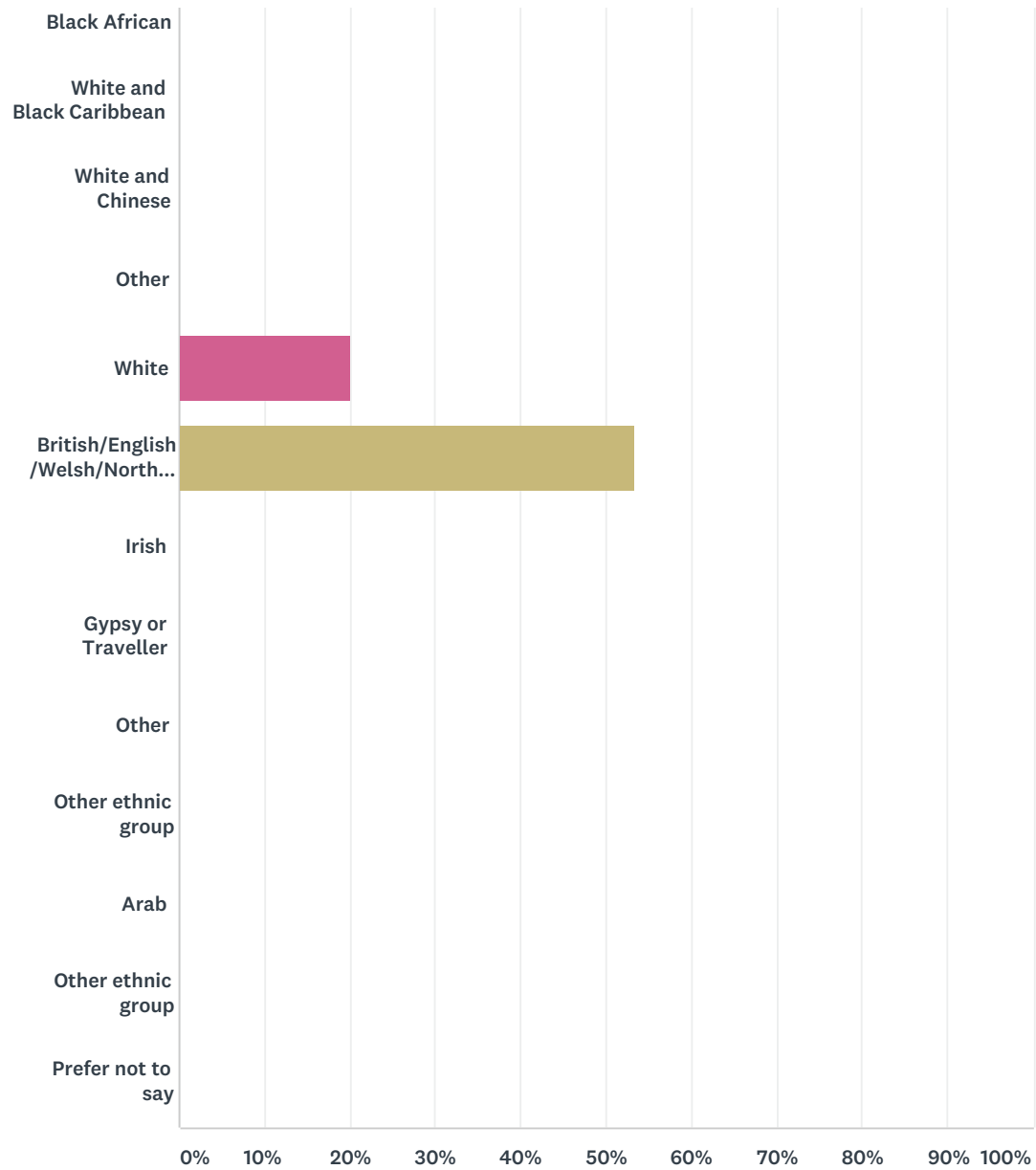


| ANSWER CHOICES | RESPONSES | |
|-----------------------|-----------|-----------|
| Yes, limited a lot | 0.00% | 0 |
| Yes, limited a little | 0.00% | 0 |
| No | 100.00% | 15 |
| Prefer not to say | 0.00% | 0 |
| TOTAL | | 15 |

Q6 Ethnic group. What is your ethnic group?

Answered: 15 Skipped: 0





| ANSWER CHOICES | RESPONSES |
|----------------|-----------|
|----------------|-----------|

Wisteria Staff Diversity 2019

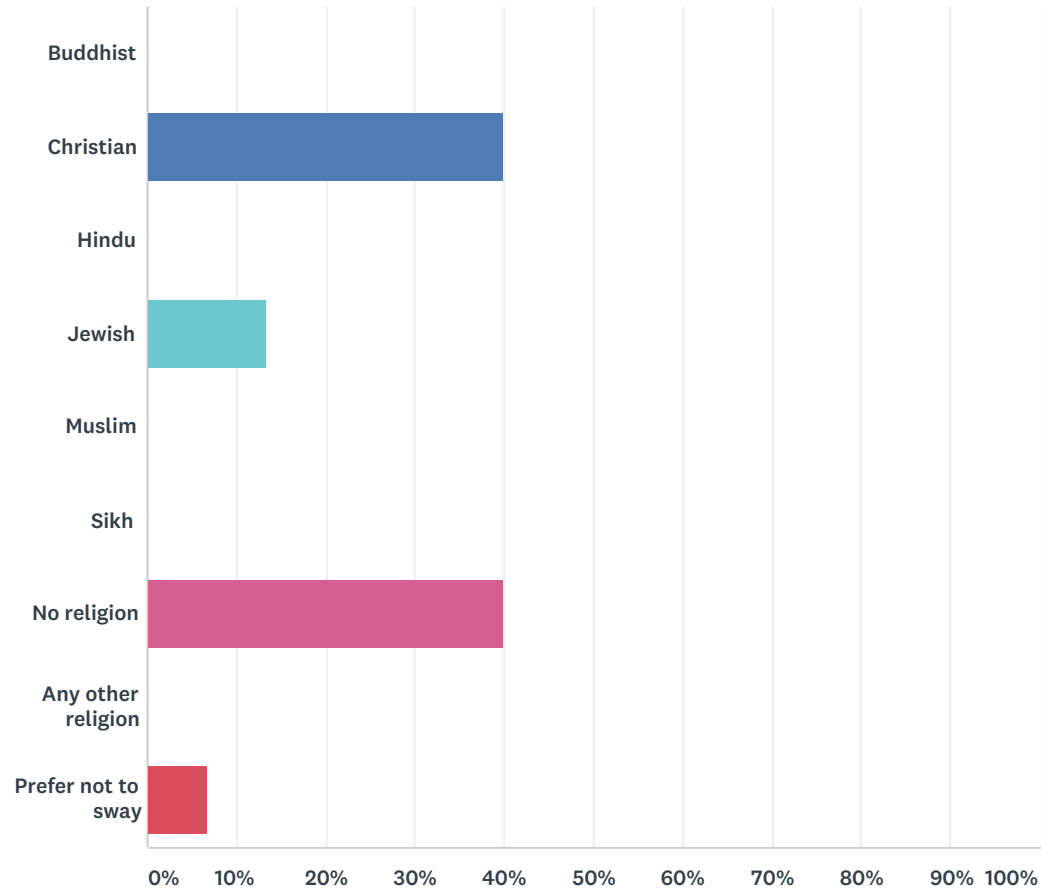
SurveyMonkey

| | | |
|---|--------|---|
| Asian/Asian British | 6.67% | 1 |
| Bangladeshi | 0.00% | 0 |
| Chinese | 13.33% | 2 |
| Indian | 0.00% | 0 |
| Pakistani | 0.00% | 0 |
| Other | 0.00% | 0 |
| Black/African/Caribbean/Black British | 0.00% | 0 |
| African | 0.00% | 0 |
| Caribbean | 0.00% | 0 |
| Other | 0.00% | 0 |
| Mixed/multiple ethnic groups | 0.00% | 0 |
| White and Asian | 6.67% | 1 |
| White and Black African | 0.00% | 0 |
| White and Black Caribbean | 0.00% | 0 |
| White and Chinese | 0.00% | 0 |
| Other | 0.00% | 0 |
| White | 20.00% | 3 |
| British/English/Welsh/Northern Irish/Scottish | 53.33% | 8 |
| Irish | 0.00% | 0 |
| Gypsy or Traveller | 0.00% | 0 |
| Other | 0.00% | 0 |
| Other ethnic group | 0.00% | 0 |
| Arab | 0.00% | 0 |
| Other ethnic group | 0.00% | 0 |

| | | |
|-------------------|-------|----|
| Prefer not to say | 0.00% | 0 |
| TOTAL | | 15 |

Q7 Faith. What is your religion or belief?

Answered: 15 Skipped: 0

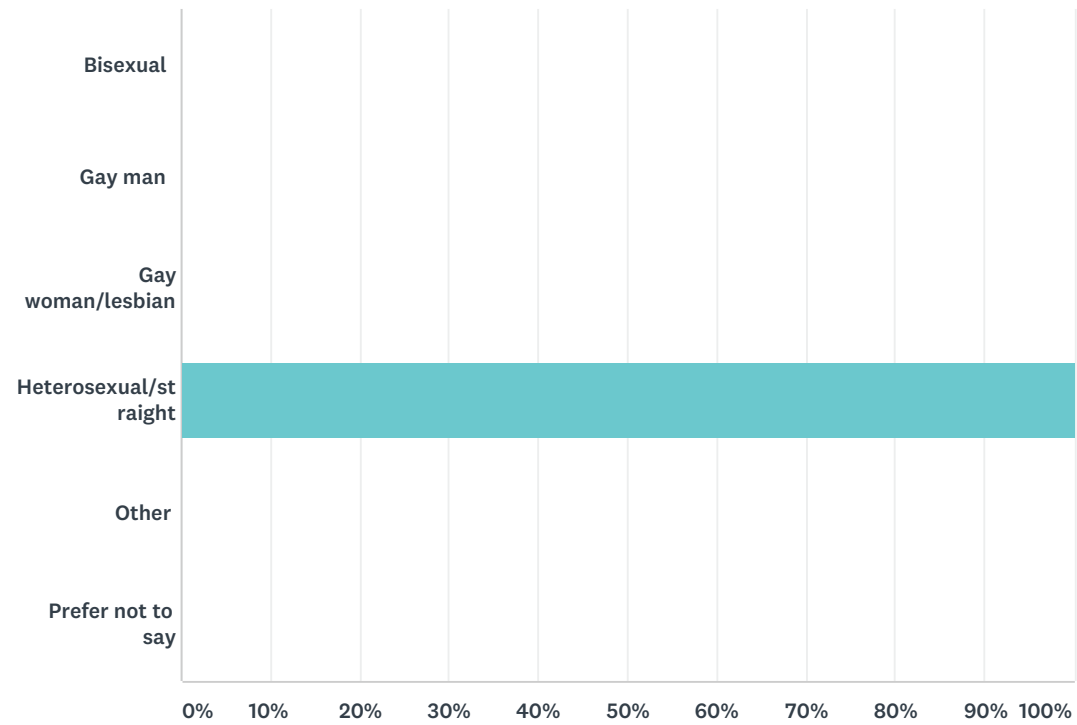


| ANSWER CHOICES | RESPONSES | |
|----------------|-----------|---|
| Buddhist | 0.00% | 0 |
| Christian | 40.00% | 6 |
| Hindu | 0.00% | 0 |

| | | |
|--------------------|--------|----|
| Jewish | 13.33% | 2 |
| Muslim | 0.00% | 0 |
| Sikh | 0.00% | 0 |
| No religion | 40.00% | 6 |
| Any other religion | 0.00% | 0 |
| Prefer not to sway | 6.67% | 1 |
| TOTAL | | 15 |

Q8 Sexual orientation. What is your sexual orientation?

Answered: 15 Skipped: 0



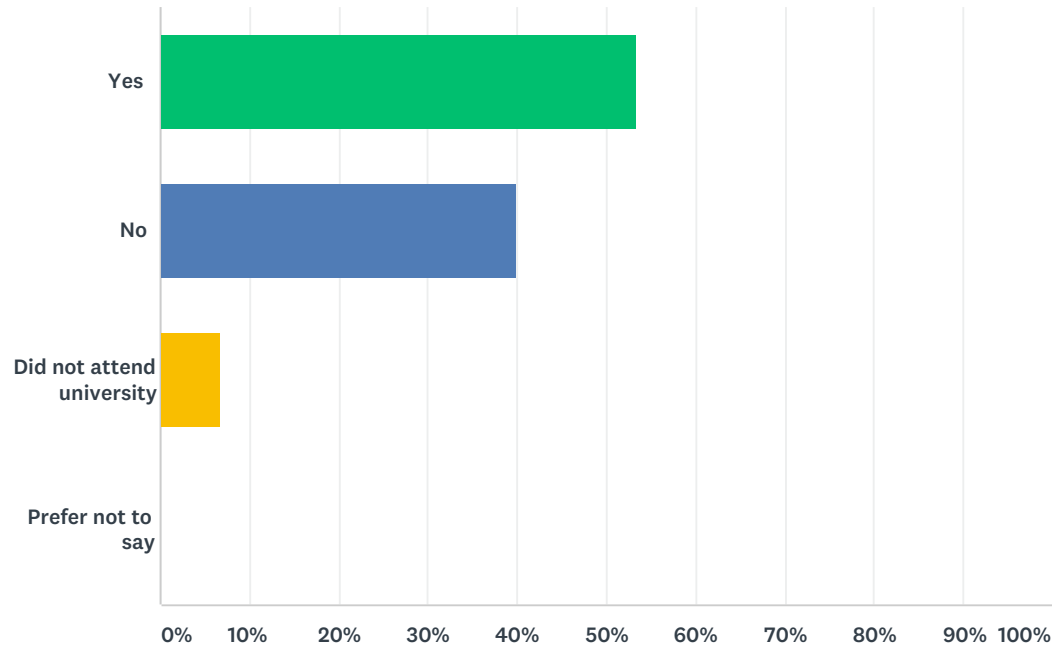
| ANSWER CHOICES | RESPONSES | |
|-----------------------|-----------|----|
| Bisexual | 0.00% | 0 |
| Gay man | 0.00% | 0 |
| Gay woman/lesbian | 0.00% | 0 |
| Heterosexual/straight | 100.00% | 15 |
| Other | 0.00% | 0 |
| Prefer not to say | 0.00% | 0 |

TOTAL

15

Q9 Socio-economic background. If you went to university (to study a BA, BSc course or higher), were you part of the first generation of your family to do so?

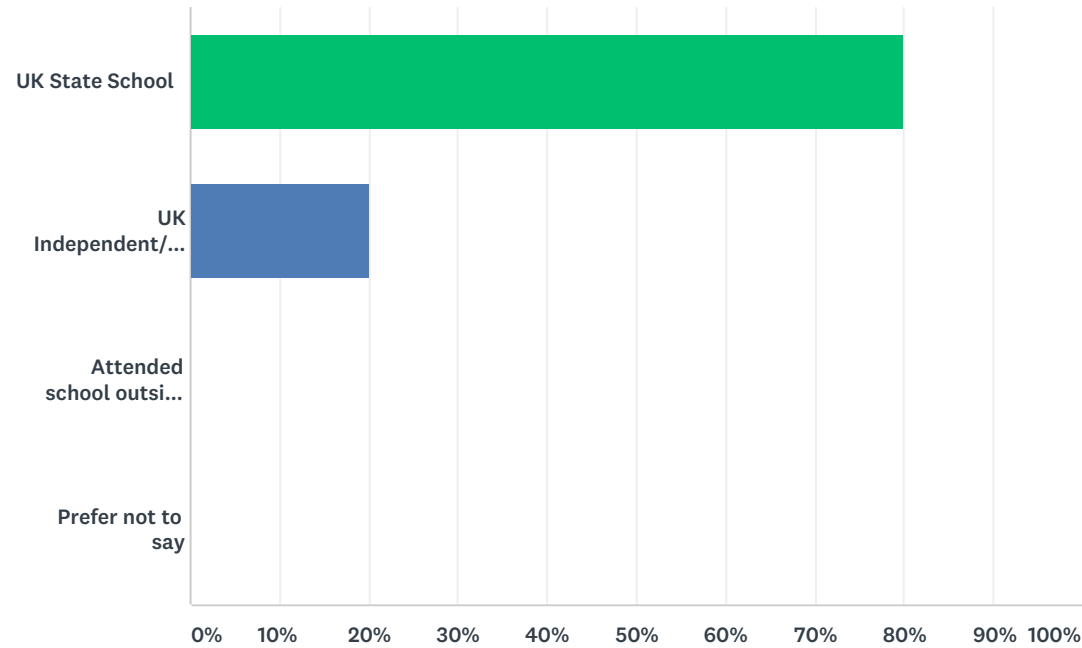
Answered: 15 Skipped: 0



| ANSWER CHOICES | RESPONSES | |
|---------------------------|-----------|-----------|
| Yes | 53.33% | 8 |
| No | 40.00% | 6 |
| Did not attend university | 6.67% | 1 |
| Prefer not to say | 0.00% | 0 |
| TOTAL | | 15 |

Q10 Socio-economic background. Did you mainly attend a state or fee-paying school between the ages of 11 and 18?

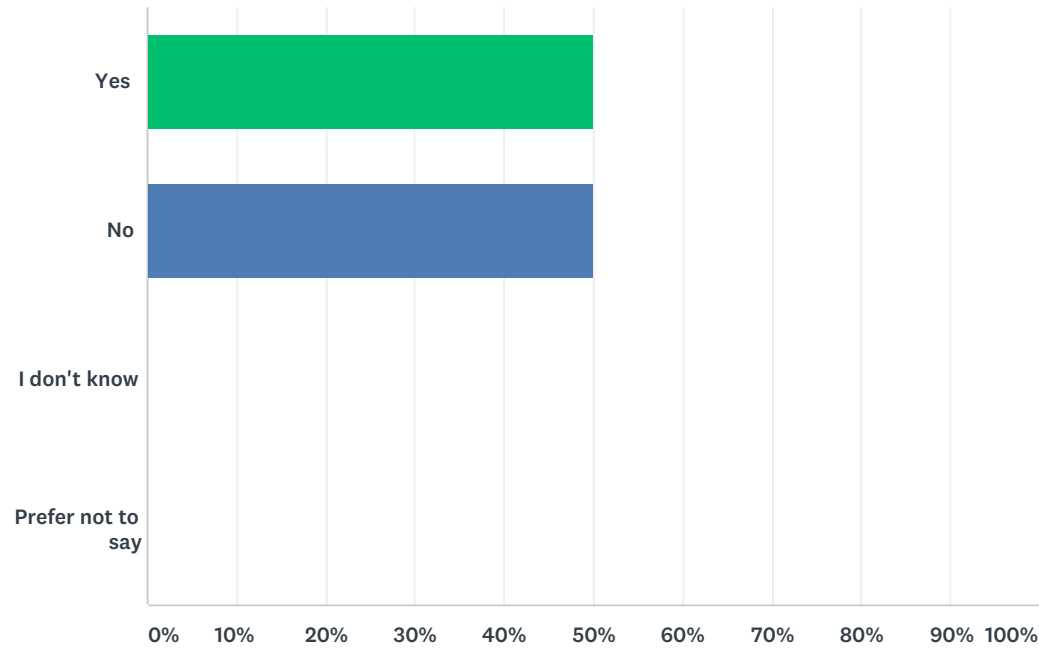
Answered: 15 Skipped: 0



| ANSWER CHOICES | RESPONSES |
|----------------------------------|-----------|
| UK State School | 80.00% 12 |
| UK Independent/Fee-paying school | 20.00% 3 |
| Attended school outside the UK | 0.00% 0 |
| Prefer not to say | 0.00% 0 |
| TOTAL | 15 |

Q11 Social Mobility. Did any of your parent(s) or guardian(s) complete a university degree course or equivalent (eg, BA, BSc or higher)?

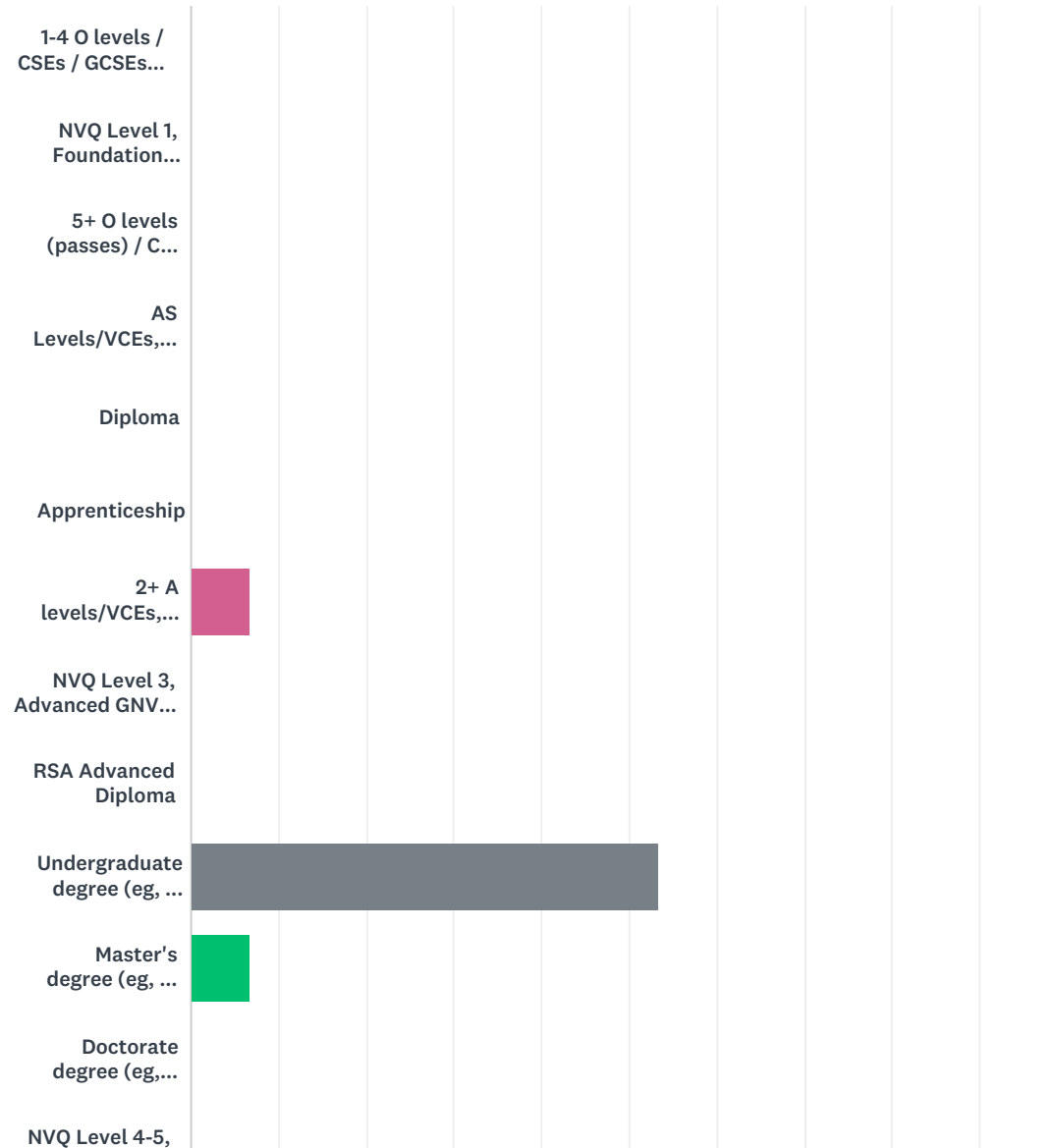
Answered: 14 Skipped: 1

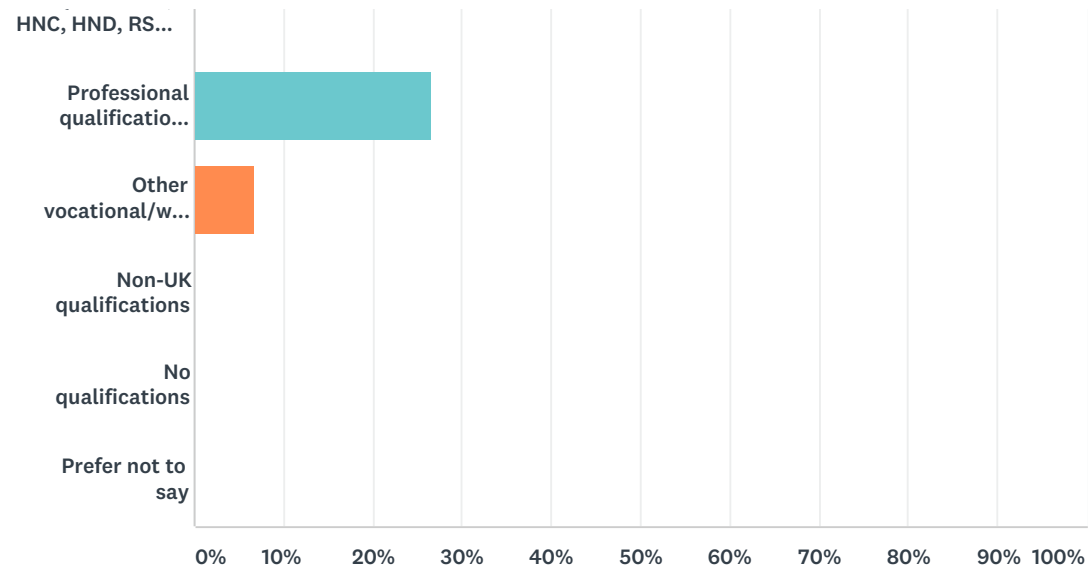


| ANSWER CHOICES | RESPONSES | |
|-------------------|-----------|-----------|
| Yes | 50.00% | 7 |
| No | 50.00% | 7 |
| I don't know | 0.00% | 0 |
| Prefer not to say | 0.00% | 0 |
| TOTAL | | 14 |

Q12 Social Mobility. Which of these is your highest level of qualifications?

Answered: 15 Skipped: 0





| ANSWER CHOICES | RESPONSES | |
|---|-----------|---|
| 1-4 O levels / CSEs / GCSEs (any grades), Entry Level | 0.00% | 0 |
| NVQ Level 1, Foundation GNVQ, Basic | 0.00% | 0 |
| 5+ O levels (passes) / CSEs (grade 1) / GCSEs (grades A* - C), School Certificate, 1 A level/ 2-3 | 0.00% | 0 |
| AS Levels/VCEs, Higher | 0.00% | 0 |
| Diploma | 0.00% | 0 |
| Apprenticeship | 0.00% | 0 |
| 2+ A levels/VCEs, 4+ AS levels, Higher School Certificate, Progression/Advanced Diploma | 6.67% | 1 |
| NVQ Level 3, Advanced GNVQ, City and Guilds Advanced Craft, OND, BTEC National | 0.00% | 0 |
| RSA Advanced Diploma | 0.00% | 0 |
| Undergraduate degree (eg, BA, BSc) | 53.33% | 8 |
| Master's degree (eg, MA, MSc) | 6.67% | 1 |

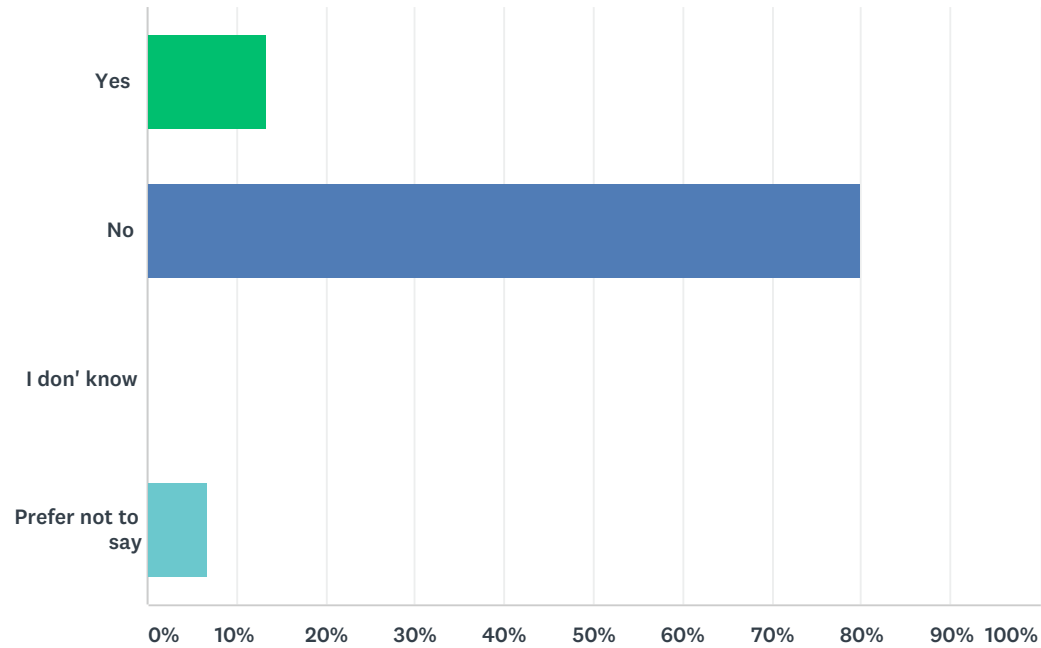
Wisteria Staff Diversity 2019

SurveyMonkey

| | | |
|--|--------|----|
| Doctorate degree (eg, PhD) | 0.00% | 0 |
| NVQ Level 4-5, HNC, HND, RSA Higher Diploma, BTEC Higher Level | 0.00% | 0 |
| Professional qualifications (eg, teaching, nursing, accountancy) | 26.67% | 4 |
| Other vocational/work-related qualifications | 6.67% | 1 |
| Non-UK qualifications | 0.00% | 0 |
| No qualifications | 0.00% | 0 |
| Prefer not to say | 0.00% | 0 |
| TOTAL | | 15 |

Q13 Social Mobility. At any point during your school years did your household receive income support? ?Did either (or both) of the following apply at any point during your school years?

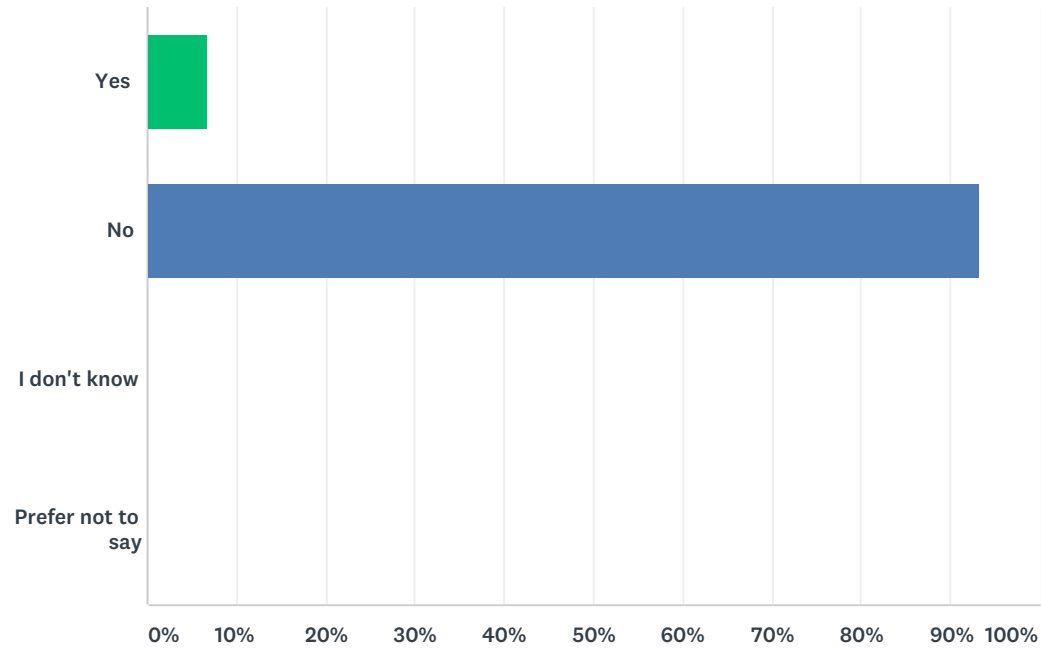
Answered: 15 Skipped: 0



| ANSWER CHOICES | RESPONSES | |
|-------------------|-----------|-----------|
| Yes | 13.33% | 2 |
| No | 80.00% | 12 |
| I don't know | 0.00% | 0 |
| Prefer not to say | 6.67% | 1 |
| TOTAL | | 15 |

Q14 Social Mobility. At any point during your school years did you receive free school meals?

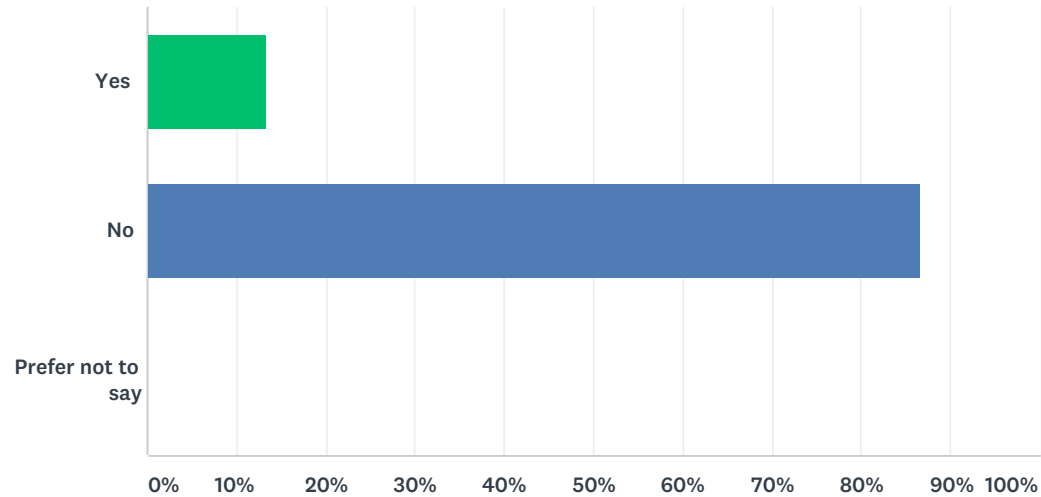
Answered: 15 Skipped: 0



| ANSWER CHOICES | RESPONSES | |
|-------------------|-----------|-----------|
| Yes | 6.67% | 1 |
| No | 93.33% | 14 |
| I don't know | 0.00% | 0 |
| Prefer not to say | 0.00% | 0 |
| TOTAL | | 15 |

Q15 Caring Responsibilities. Are you a primary carer for a child or children under 18?

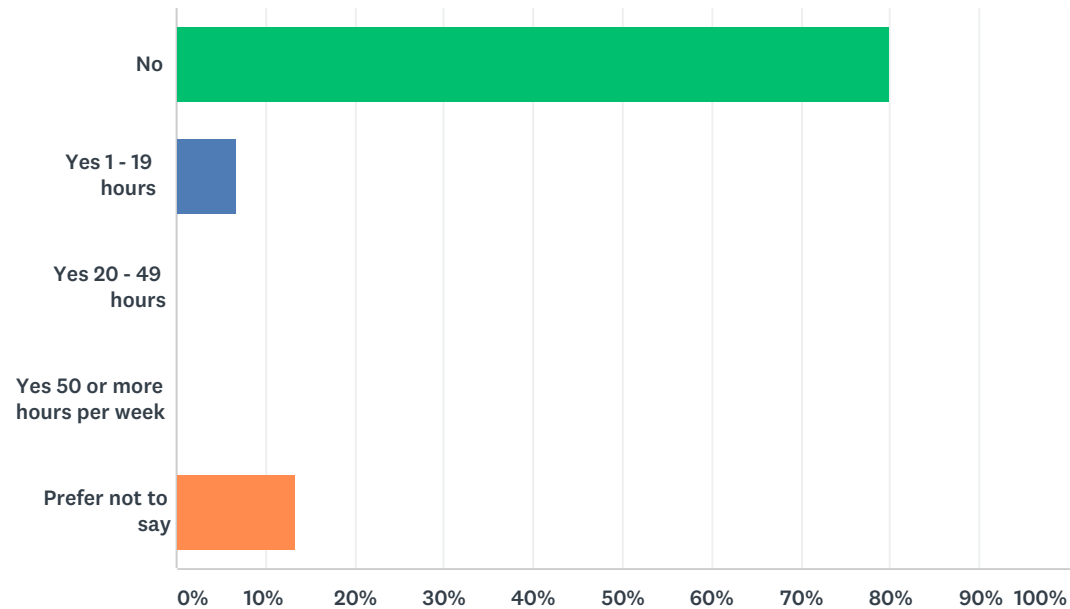
Answered: 15 Skipped: 0



| ANSWER CHOICES | RESPONSES | |
|-------------------|-----------|-----------|
| Yes | 13.33% | 2 |
| No | 86.67% | 13 |
| Prefer not to say | 0.00% | 0 |
| TOTAL | | 15 |

Q16 Caring Responsibilities. Do you look after, or give any help or support to family members, friends, neighbours or others because of either: Long term physical or mental ill-health/disability or problems related to old-age? (Do not count anything you do as part of your paid employment)

Answered: 15 Skipped: 0



| ANSWER CHOICES | RESPONSES | |
|-------------------------------|-----------|-----------|
| No | 80.00% | 12 |
| Yes 1 - 19 hours | 6.67% | 1 |
| Yes 20 - 49 hours | 0.00% | 0 |
| Yes 50 or more hours per week | 0.00% | 0 |
| Prefer not to say | 13.33% | 2 |
| TOTAL | | 15 |